

**GAS FORM-C**  
based on the  
**OCIMF / SIGTTO**  
**SHIP INFORMATION QUESTIONNAIRE**  
for  
**GAS CARRIERS**  
2nd Edition 1998

Specifications of the vessel and the gas installations are believed to be correct, but not guaranteed.

## INDEX

	<b>GENERAL INFORMATION</b>	<b>PAGE</b>
A1	Principal Ship Particulars	2-3
A2	Hull Dimensions	4
A3	Immersion	4
A4	Loaded Particulars	4-5
A5	Parallel Mid-Body Dimensions	6
A6	Bunker Specifications and Capacities	6
A7	Fuel Consumption Details	6
A7	Speed/Consumption (Appendix)	7
A8	Main Engine Particulars	7
A9	Auxiliary Plants	7
A10	Power/Speed Information	7
A11	Thrusters	7
A12	Fresh Water	7
A13	Ballast Capacities and Pumps	8
A14	Mooring Equipment	8-10
A15	Navigational Equipment	10-11
A16	Communication and Electronics	11
	<b>CARGO SYSTEMS</b>	
B1	Cargo - General Information	12
B2	Cargo Tanks	12
B3	Cargo Tank Capacities	13-15
B16	Deck Tank Capacities	15-16
B4	Loading Rates	16-17
B5	Discharging - General	17-18
B6	Discharge Performance	18
B7	Unpumpables	18
B8	Vaporising Unpumpables	18
B9	Reliquefaction Plant	18-19
B10	Section not in use.	
B11	Cargo Temperature Lowering Capability	19
B12	Inert Gas and Nitrogen	19-20
B13	Cargo Tank Inerting / De-Inerting	20
B14	Gas Freeing to Fresh Air	20
B15	Changing Cargo Grades	20-21
B17	Pre-Loading Cooldown	21-22
B18	Vaporiser	22
B19	Blower	22
B20	Cargo Re-Heater	22
B21	Hydrate Control	22
B22	Cargo Measurement	22-23
B23	Cargo Sampling	23
B24	Cargo Manifold	24-25
B25	Cargo Manifold Reducers	25-26
B26	Connections to Shore for ESD and Communication Systems	26
B27	Manifold Derrick/Crane	26
B28	Stores Derrick/Crane	
B29	Sister Vessel(s)	

**SECTION A  
GENERAL INFORMATION**

**A1 PRINCIPAL SHIP PARTICULARS**

1,1	Date questionnaire completed	7-Jun-16
1,2	Name of vessel	JS GREENSPEED
1,3	LR/IMO number	9553622
1,4	Last previous name	N/A
1.4.1	Date of name change	N/A
1,5	Second last previous name	N/A
1.5.1	Date of name change	N/A
1,6	Third last previous name	N/A
1.6.1	Date of name change	N/A
1,7	Fourth last previous name	N/A
1.7.1	Date of name change	N/A
1,8	Flag	Malta
1,9	Port of Registry	Valletta
1.10	Official number	9553622
1,11	Call sign	9HA3719
1,12	INMARSAT A or B number	N/A
1,13	Vessel's telephone number	+870 773 241 460
1.13.1	Vessel's mobile number	+65 96 548 873
1,14	Vessel's fax number	+870 783 228 713
1,15	Vessel's telex number	N/A
1,16	Vessel's E-mail address	<a href="mailto:js.greenspeed@thomships.net">js.greenspeed@thomships.net</a>
1,17	INMARSAT C number	422 992 210 422 992 211
1,18	Vessel's MMSI number	229 922 000
1,19	Type of vessel	LPG/LEG Carrier

**OWNERSHIP AND OPERATION**

1.20	Registered Owner	SNC Petrel 2
	Full address	50 Avenue Pierre Mendes, Paris, France 75013
	Office telephone number	+33 21 241 232
	Office telex number	N/A
	Office fax number	+33 25 990 642
	Office Email address	<a href="mailto:fleet@evergas.net">fleet@evergas.net</a>
	Contact person	Mihir Navalkar
	Contact person after hours telephone number	+33 15 8470 346
1.21	Name of technical operator (If different from above)	Evergas Ship Management Pte Ltd
	Full Address	16 Raffles Quay, #43-01 Hong Leong Building Singapore 048581
	Office telephone number	+65 6220 7291
	Office telex number	N/A
	Office fax number	+65 6225 1527
	Office Email address	<a href="mailto:marine@evergas.net">marine@evergas.net</a>
	Contact person (Designated Person Ashore)	Rajneesh Rana
	Contact person after hours telephone number	+65 6329 4373
	Emergency callout number	+65 8188 8482
	Emergency callout pager number	N/A
	Contact details for person responsible for oil spill response	Rajneesh Rana
	Number of years controlled by technical operator	0,1

1.22	Total number of ships operated by this Operator	13
1.23	Number of years ship owned	1,5
1.23.1	Name of commercial operator (If different from above) Full Address	Evergas Management A/S Kalvebod Brygge 39-41 1560 Copenhagen Denmark
	Office telephone number	+45 3997 0372
	Office telex number	N/A
	Office fax number	N/A
	Office Email address	<a href="mailto:operations@evergas.net">operations@evergas.net</a>
	Contact person	Nete Egebjerg
	Contact person after hours telephone number	+45 3038 1156
	Emergency callout number	+45 3997 0101
	Emergency callout pager number	N/A
	Number of years controlled by commercial operator	1,5
<b>BUILDER</b>		
1.24	Builder	Nantong Sinopacific Offshore & Engineering
1.25	Name of yard vessel built at	SOE, Qidong
1.26	Hull number ( Class ID No. )	S-1011
1.27	Date keel laid	20-Sep-13
1.28	Date launched	18-Dec-13
1.29	Date delivered	14-aug-14
1.30	Date of completion of major hull changes, - if any.	N/A
1.31	If changes were made, what changes were made and at which yard were they carried out	N/A
<b>CLASSIFICATION</b>		
1.32	Classification society	DNV-GL
1.33	Class Notation	+100 A5 IW BWM NLS Liquefied Gas Carrier Type-2G +MC AUT INERT CM-PS EP-D
1.34	If Classification society changed, name of previous society	N/A
1.35	If Classification society changed, date of change	N/A
1.36	Was ship built in accordance with the following regulations:	
	IMO	Yes
	US COAST GUARD	Yes
	IACS Class	Yes
	Other: _____	
1.37	IMO certification	
	Certificate of fitness - IGC	Yes
	Certificate - A328	
	Certificate - A329	
	Letter of Compliance	
	Issued by	
1.38	Unattended Machinery Space Certificate	N/A (included in Class)
1.39	Net Registered Tonnage	3.823
1.40	Gross Registered Tonnage	12.743
1.41	Suez Net Tonnage - Canal Tonnage	11.179,50
	Suez Gross Tonnage	14.003,06
1.42	Panama Net Tonnage - Canal Tonnage	10.706
	Panama Gross Tonnage	N/A

**A2 HULL DIMENSIONS**

2.1	Length overall (LOA)	143,06	Metres
2.2	Length between perpendiculars (LBP)	134,52	Metres
2.3	Distance bow to bridge	112,00	Metres
2.4	Distance bridge front - mid point manifold	38,00	Metres
2.5	Distance bow to mid-point manifold	74,00	Metres
2.6	Extreme breadth	21,60	Metres
2.7	Extreme depth	12,10	Metres
2.8	Summer draught (design / Scantling)	9,50	Metres
2.9	Corresponding Summer deadweight	15019,0	Tonnes
2.10	Light displacement	7081,0	Tonnes
2.11	Loaded displacement (Summer deadweight)	22100,0	Tonnes
2.12	Cargo tanks cubic capacity - 100%	12.042,032	Cubic metres
2.12.1	Deck tank(s) cubic capacity - 100%	N/A	Cubic metres
2.12.2	Cargo tanks cubic capacity - 98%	11.801,192	Cubic metres
2.12.3	Deck tank(s) cubic capacity - 98%	N/A	Cubic metres
2.13	Distance from keel to highest point	42,27	Metres
2.14	Air draught (normal ballast condition)	36,07	Metres

**A3 IMMERSION**

		Tonnes / cm @ metres draught	
3.1	TPC - in normal ballast condition	24,3	5,5
	TPC - in loaded condition (summer deadweight)	27,3	9,5

**A4 LOADED PARTICULARS**

		N-Butane	C-Propane	
4.1	Cargo grade			
4.2	Density	0,6018	0,583	Tonnes/m3
4.3	Cargo loadable	7102	6880	Tonnes
4.4	Bunkers - FO	1264	1264	Tonnes
4.5	Bunkers - DO	363	363	Tonnes
4.6	Fresh water	293	293	Tonnes
4.7	Stores & spares	10	10	Tonnes
4.8	Lub oil	69	69	Tonnes
4.9	Ballast	1549	1614	Tonnes
4.10	Deadweight	10650	10493	Tonnes
4.11	Draught - forward	7,42	7,40	Metres
	Draught - aft	8,23	8,14	Metres
	Draught - mean	7,82	7,77	Metres

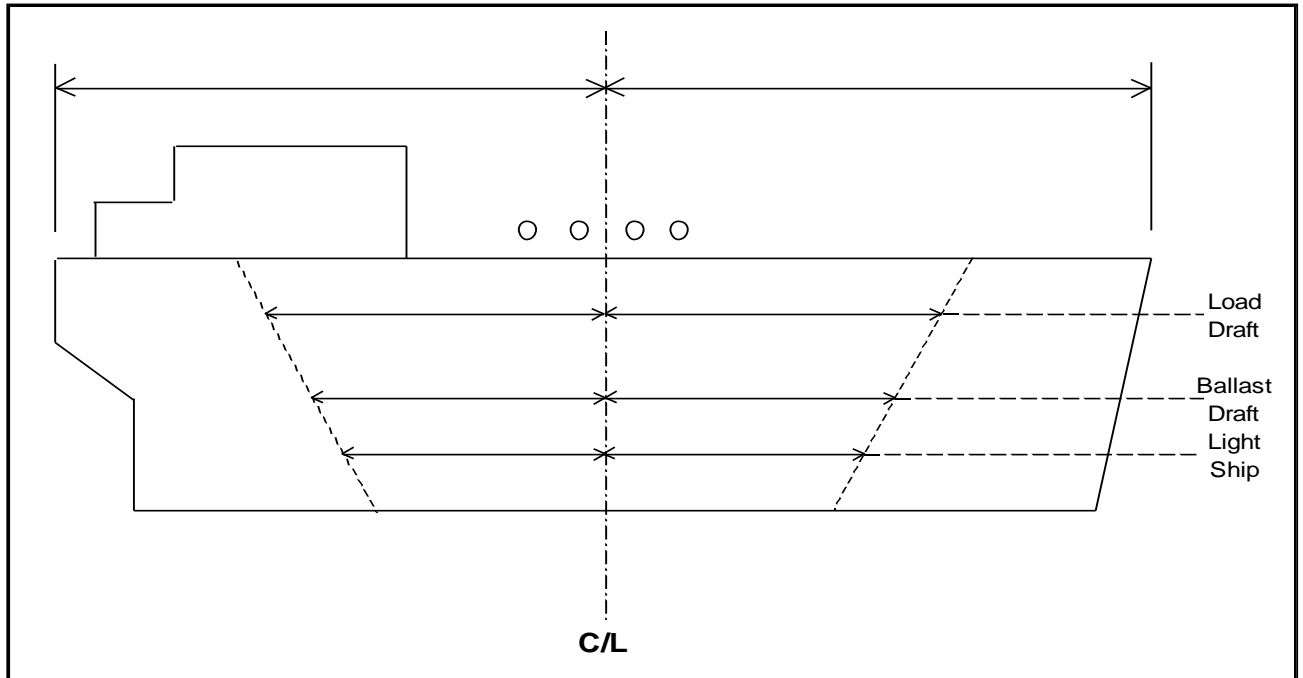
		Butadiene	Propylene	
	Cargo grade			
	Density	0,6503	0,6091	Tonnes/m3
	Cargo loadable	7674	7188	Tonnes
	Bunkers - FO	1264	1264	Tonnes
	Bunkers - DO	363	363	Tonnes
	Fresh water	293	293	Tonnes
	Stores & spares	10	10	Tonnes
	Lub oil	69	69	Tonnes
	Ballast	1754	1550	Tonnes
	Deadweight	11427	10737	Tonnes
	Draught - forward	7,83	7,48	Metres
	Draught - aft	8,41	8,23	Metres
	Draught - mean	8,12	7,86	Metres

	Ethylene	Ammonia	
Cargo grade			
Density	0,568	0,6735	Tonnes/m3
Cargo loadable	6703	7948	Tonnes
Bunkers - FO	1264	1264	Tonnes
Bunkers - DO	363	363	Tonnes
Fresh water	293	293	Tonnes
Stores & spares	10	10	Tonnes
Lub oil	69	69	Tonnes
Ballast	1437	1459	Tonnes
Deadweight	10139	11406	Tonnes
Draught - forward	7,22	7,86	Metres
Draught - aft	8,02	8,37	Metres
Draught - mean	7,62	8,12	Metres

	VCM	Propylene Oxide	
Cargo grade			
Density	0,969	0,833	Tonnes/m3
Cargo loadable	11435	7497	Tonnes
Bunkers - FO	1264	1264	Tonnes
Bunkers - DO	363	363	Tonnes
Fresh water	293	293	Tonnes
Stores & spares	10	10	Tonnes
Lub oil	69	69	Tonnes
Ballast	569	1459	Tonnes
Deadweight	14003	10951	Tonnes
Draught - forward	8,91	7,55	Metres
Draught - aft	9,27	8,32	Metres
Draught - mean	9,09	7,94	Metres

	Ballast		
Cargo grade			
Density			Tonnes/m3
Cargo loadable			Tonnes
Bunkers - FO	1264		Tonnes
Bunkers - DO	363		Tonnes
Fresh water	146		Tonnes
Stores & spares	10		Tonnes
Lub oil	69		Tonnes
Ballast	2704		Tonnes
Deadweight	4557		Tonnes
Draught - forward	4,26		Metres
Draught - aft	6,66		Metres
Draught - mean	5,46		Metres

**A5 PARALLEL MID-BODY DIMENSIONS**



5.1	Light ship	51	Metres
5.2	Forward to mid-point manifold - light ship	23	Metres
5.3	Aft to mid-point manifold - light ship	28	Metres
5.4	Normal ballast	55	Metres
5.5	Forward to mid-point manifold - normal ballast	25,5	Metres
5.6	Aft to mid-point manifold - normal ballast	29,5	Metres
5.7	Loaded SDWT	70	Metres
5.8	Forward to mid-point manifold - loaded SDWT	30	Metres
5.9	Aft to mid-point manifold - loaded SDWT	40	Metres

**A6 BUNKER CAPACITIES**

Main engine & Auxiliary engine (s) & Aux. Boiler  
MDO  
Other: LSDO

Grade	Capacity @ 98%
HFO	1275,5
MDO	208,6
LSDO	197,2

**A7 FUEL CONSUMPTION DETAILS**

	Grade		
7.1	At sea - normal service speed	HFO	Tonnes/day
		Diesel oil	Tonnes/day
		Gas oil	Tonnes/day
7.2	At sea - normal service speed - while conditioning cargo full cooling	HFO	Tonnes/day
		Diesel oil	Tonnes/day
		Gas oil	Tonnes/day
7.3	In port - loading	HFO	Tonnes/day
		Diesel oil	Tonnes/day
		Gas oil	Tonnes/day
7.4	In port - discharging	HFO	Tonnes/day
		Diesel oil	Tonnes/day
		Gas oil	Tonnes/day
7.5	In port - idle	HFO	Tonnes/day
		Diesel oil	Tonnes/day
		Gas oil	Tonnes/day

Remark: the fuel consumption details are based on the little operational experience that is available at this time.

**A7 SPEED/CONSUMPTION**

Copies of the vessel's Speed and Consumption Graph for both Laden and Ballast conditions are enclosed?

NO
----

**A8 MAIN ENGINE PARTICULARS**

8.1	Main engine make and type	Hyundai-MAN B&W 5S46ME-B8.2	
		Two stroke	
8.2	Number of units	1	
8.3	Maximum continuous rating (MRC) per engine	5.800	110 r/min
8.4	Total available power - Kwe		5.800 kW
8.5	Normal service power - Kwe at 90% SMCR		5.220 kW

**A9 AUXILIARY PLANTS**

9.1	Make and type of auxiliary generators / engines	MAN 7L23/30H	
		Four stroke	
9.2	Number of units	3	
9.3	Maximum generator output per unit	RPM	Kilowatts
	Unit no. 1	900	1050 kW
	Unit no. 2	900	1050 kW
	Unit no. 3	900	1050 kW
9.4	Shaft generator		N/A
9.5	Total available power		3150 kW
9.6	Emergency generator	1800	120 kW
9.7	Emergency fire pump - type	Motor driven vertical centrifugal	
	Delivery pressure		8 bar
	Motive power		Electrical
	If electrical, - indicate power required		19,4 kW
9.8	Steering gear - type	Rotatory type - Rolls Royce SR-723-FCP	
	Indicate power required to steer the vessel with one pump unit		18,5 kW

**A10 POWER/SPEED INFORMATION**

10.1	Trial data	BHP	5800	kW
		MRC	5296	kW
		Speed	17,4	KN
		Draught	5,5	M
10.2	Normal service speed (LOADED / BALLAST)	BHP	5800	kW
		MRC	4471/5142	kW
		Speed		KN
		Draught	5.5 / 9.5	M

**A11 THRUSTERS**

11.1	Make and type	Schottel (Suzhou) STT 002 FP	
11.2	Bow thruster	(output)	750 kW
11.3	Stern thruster	(output)	N/A

**A12 FRESH WATER**

12.1	Capacity of distilled tanks		62,1	Cubic metres
12.2	Capacity of domestic tanks		222,6	Cubic metres
12.3	Daily consumption	Distilled	1	Tonnes
		Domestic	5	Tonnes
12.4	Daily evaporator capacity		15	Tonnes



**A13 BALLAST CAPACITIES AND PUMPS**

Tank	Capacity (m3)	Number
13.1 Fore peak	209,1	1
13.2 Wing and or side tanks	3802,5	18
13.3 Double bottom tanks	606,9	4
13.4 Aft peak	217,5	1
13.5 Deep tank	143,8	1
13.6 Total	4979,8	25

13.7 Ballast pump make and type	Centrifugal, Allweiler, MA 80-315/01 U3.19D-S-W133	
13.8 Number of pumps	2	
13.9 Total capacity	500 m3/h	
13.10 Location	ENGINE ROOM	
13.11 Control location	Local, ECR, CCR	
13.13 Ballast Water Treatment Plant	1 unit	500 m3/h

**A14 MOORING EQUIPMENT**

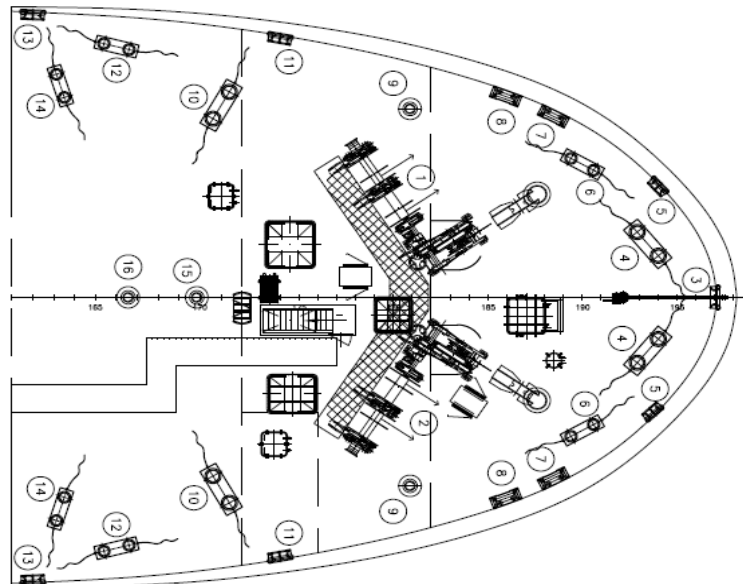
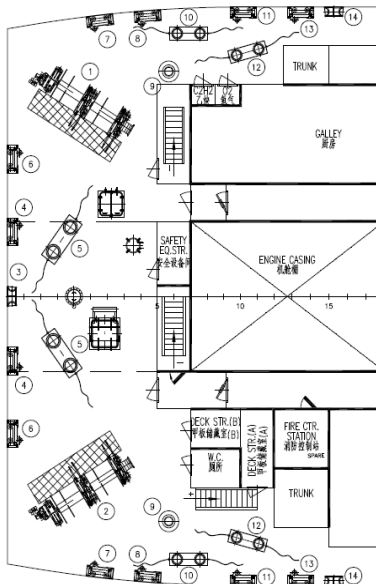
**14.1 ROPES**

Indicate on the diagram below the position of:

- Winch Mounted Ropes (R)
- Open Fairleads (O)
- Closed Fairleads (C)

Alternatively enclosed copy of vessel's Mooring arrangements in A4 format.

NO



**MOORING ROPES (ON DRUMS)**

**Mooring Ropes (On Drums) Forecastle - Number**

Diameter

Material

Length

Breaking Strength

**Mooring Ropes (On Drums) Forward Main Deck - Number**

Diameter

Material

Length

Breaking Strength

	4	
	56 mm	MM
	Polyester & Polypropylene Mix	
	190 m	M
	37,7	MT
	0	
	N/A	
	N/A	
	N/A	
	N/A	

<b>Mooring Ropes (On Drums) Aft Main Deck - Number</b>	0	
Diameter	N/A	
Material	N/A	
Length	N/A	
Breaking Strength	N/A	
<b>Mooring Ropes (On Drums) Poop - Number</b>	4	
Diameter	56	MM
Material	Polyester & Polypropylene Mix	
Length	190	M
Breaking Strength	37,7	MT

**OTHER MOORING LINES**

<b>Mooring Ropes not on Drums - Number</b>	7	
Diameter	56	MM
Material	Polyester & Polypropylene Mix	
Length	190	M
Breaking Strength	37,7	MT
<b>Emergency Towing Wires / Fire Wires - Number</b>	2	
Diameter	26	MM
Material	Steel Wire, Galvanized	
Length	25	M
Breaking Strength	43,4	MT

14.2

**MOORING WINCHES**

<b>Forecastle - Number</b>	2	
Single Drum or Double Drums	Double drum	
Split Drums Y/N	Yes	
Motive Power	Electro/Hydraulic	
Heaving Power	10 mt	
Brake Capacity	22,6	
Hauling Speed	15 m/min	
<b>Forward Main Deck - Number</b>	0	
Single Drum or Double Drums	N/A	
Split Drums Y/N	N/A	
Motive Power	N/A	
Heaving Power	N/A	
Brake Capacity	N/A	
Hauling Speed	N/A	
<b>Aft Main Deck - Number</b>	0	
Single Drum or Double Drums	N/A	
Split Drums Y/N	N/A	
Motive Power	N/A	
Heaving Power	N/A	
Brake Capacity	N/A	
Hauling Speed	N/A	
<b>Poop - Number</b>	2	
Single Drum or Double Drums	Double drum	
Split Drums Y/N	Yes	
Motive Power	Electro/Hydraulic	
Heaving Power	10	mt
Brake Capacity	22,6	
Hauling Speed	15 m/min	

14.3

**ANCHORS AND WINDLASS**

Windlass motive power(e.g. steam, hydraulic)	Electro/Hydraulic	
Hauling power	149	kN
Brake holding power	1094	kN
Anchor type	HHP P AC-14	
Weight	3940	kg

Is spare anchor carried	No	
Cable diameter	56	mm
Number of shackles port cable	10	
Number of shackles starboard cable	11	

14.4 **TOWING ARRANGEMENTS**

Is the vessel fitted with a Towing Bracket Aft?	No	
If Yes, state SWL	N/A	
Is Towing chain provided	No	
Dimensions of Towing wire	N/A	Diameter
	N/A	Length

14.5 **WINDAGE**

Windage on ballast draught	510	Front	M2
	510	End-on	M2
	1998	Lateral	M2

**A15 NAVIGATIONAL EQUIPMENT**

15.1	Magnetic compass		Yes
15.2	Off Course Alarm - Magnetic compass		Yes
15.3	Gyro compass		Yes
		Number of Units	1
15.4	Off Course Alarm - Gyro compass		Yes
15.5	Gyro (Bridge) Repeaters		Yes
		Number of Units	4
15.6	Radar 3cm		Yes
15.7	Radar 10cm		Yes
15.8	Are radars gyro stabilised?		Yes
15.9	Radar plotting equipment		No
15.10	ARPA		Yes
15.11	ECDIS		Yes
15.12	Depth sounder with recorder		No
15.13	Depth sounder without recorder		Yes
15.14	Speed/distance indicator		Yes
15.15	Doppler log		Yes
15.16	Docking approach Doppler		No
15.17	Rudder angle indicator		Yes
15.18	Rudder angle indicator on Each Bridge Wing		Yes
15.19	RPM indicator		Yes
15.20	RPM indicator on Each Bridge Wing		Yes
15.21	Controllable pitch propeller indicator		N/A
15.22	Thruster(s) indicator		Yes
15.23	Rate of turn indicator		No
15.24	Radio direction finder		No
15.25	Navtex receiver		Yes
15.26	GPS		Yes
15.26.1	DGPS		Yes
15.27	Transit SATNAV		No
15.28	Decca navigator		No
15.29	Omega		No
15.30	Loran C		No
15.31	Weather fax		Yes
15.32	Sextant(s)		Yes
15.33	Signal lamp ALDIS		Yes
15.34	Anemometer		Yes
15.35	Engine order recorder		Yes
15.35.1	VDR (Voyage Data Recorder)		Yes
15.36	Course recorder		Yes
15.37	Are steering motor controls and engine controls fitted on bridge wings?		Yes

15.38	Is bridge equipped with a 'Dead-Man' alarm?		Yes
15.39	What chart outfit coverage is provided	World-wide	Yes
		Limited	No
	If limited, - please indicate area(s) covered		
15.40	Formal chart correction system in use		Yes
15.41	Electronic Chart system in use		Yes

**A16 COMMUNICATIONS AND ELECTRONICS**

16.2	What GMDSS areas is the vessel classed for? A1 A2 A3 A4		A1, A2 & A3
16.3	Transponder (SART)		Yes
16.4	EPIRB		Yes
16.5	How many VHF radios are fitted on the bridge?		2 + 2 bridge wing sockets
16.6	Is vessel fitted with VHF in the cargo control room (CCR)?		Yes
16.7	Is the CCR connected to the vessel's internal communication system?		Yes
16.8	How many intrinsically safe walkie talkies are provided for cargo handling?		10
16.9	Is vessel fitted with an INMARSAT satellite communications system?		Yes
16.10	Does vessel carry at least three survival craft two-way radio telephones?		Yes
16.11	Inmarsat satellite system		Yes
	Specify system type A, B or C		C
16.12	2182kHz bridge auto alarm		Yes
16.13	Radio telephone distress frequency watch receiver		Yes
16.14	Emergency lifeboat transceiver		Yes
16.15	Can vessel transmit the helicopter homing signal on 410 kHz?		No
16.16	Full set of Radio List publications		Yes

## SECTION B CARGO SYSTEMS

### B1 CARGO - GENERAL INFORMATION

1.1 List products which the ship is Certified to carry

Cargo	Temp at atm. Press (Celcius)	Density at atm. Press (kg/m3)
Ethylene	-104	568
Ethane	-89	545
Propylene	-48	609
Propane (pure)	-42	581
C-Propane (2,5 mol% ethane in Liq. Phase)	-45	583
Mix of propane and butane	-	-
Anhydrous Ammonia	-33	673
VCM	-14	969
Iso-Butane	-12	594
Butylenes (data for Iso)	-7	625
Butadiene	-5	650
N-Butane	0	602
DME	-25	734
Other Cargoes		
Acetaldehyde	20	778
Dimethyl Amine	7	666
Ethyl Chloride	13	903
Diethyl Ether	35	700
Isoprene (Monomer)	34	666
Isopropyl Amine	32	676
Monoethyl Amine	17	687
N-Pentane / 1-Pentene	36 / 30	605 / 608
Propylene Oxide (PO)	34	817
Vinyl Ethyl Ether	36	750

#### Transport and Carriage Conditions

1.2	Minimum allowable tank temperature	-104	Deg. Celsius
1.3	Maximum Permissible tank pressure	6.1	Bar gauge
1.4	List Number of grades that can be loaded/discharged simultaneously and completely segregated without risk of contamination?	2	
1.5	List the Number of grades that can be carried simultaneously and completely segregated without risk of contamination?	2	
1.6	What is the Number of Products that can be conditioned by reliquefaction simultaneously?	2	
1.7	State the number of natural segregation's (NB: Separation must be by the removal of spools or the insertion of blanks)	3	

### B2 CARGO TANKS

2.1	Type and materials of cargo tanks	Low alloy 5% Ni Steel (X12Ni5 or Similar)	
2.2	Maximum allowable relief valve setting	6.1	Bar gauge
2.2.1	IMO Setting	6.1	Bar gauge
2.2.2	USCG Setting	3.9	Bar gauge
2.3	Safety valve set pressure, - if variable stipulate range of pilot valves		
2.4	Maximum allowable vacuum	-0,25	Bar gauge
2.5	Maximum cargo density at 15 deg Celsius	972	Kg/m3
2.6	Maximum rate of cool-down	10	Deg Cel / Hour
2.7	State any limitations regarding partially filled tanks		


--

2.8

State allowable combinations of filled and empty tanks


**B3 CARGO TANK CAPACITIES**

**Tank number / location**

Capacity m3 (100%)  
 Capacity 98%  
 N-Butane capacity 98%  
 N-Butane temperature  
 C-Propane capacity 98%  
 C-Propane temperature  
 Butadiene capacity  
 Butadiene temperature  
 Propylene capacity  
 Propylene temperature  
 Vinyl Chloride Monomer capacity  
 Vinyl Chloride Monomer temperature  
 Ethylene capacity  
 Ethylene temperature  
 Propylene Oxide capacity  
 Propylene Oxide temperature  
 Ammonia capacity  
 Ammonia temperature

<b>CT 1</b>		
	4014,952	m3
	3934,653	m3
	2367,9	Tonnes
	-0,5	Deg. C
	2293,9	Tonnes
	-45	Deg. C
	2558,7	Tonnes
	-4,5	Deg. C
	2396,6	Tonnes
	-48	Deg. C
	3812,7	Tonnes
	-13,8	Deg. C
	2234,9	Tonnes
	-103,8	Deg. C
	2499,0	Tonnes
	20	Deg. C
	2650,0	Tonnes
	-33,8	Deg. C

**Tank number / location**

Capacity m3 (100%)  
 Capacity 98%  
 N-Butane capacity 98%  
 N-Butane temperature  
 C-Propane capacity 98%  
 C-Propane temperature  
 Butadiene capacity  
 Butadiene temperature  
 Propylene capacity  
 Propylene temperature  
 Vinyl Chloride Monomer capacity  
 Vinyl Chloride Monomer temperature  
 Ethylene capacity  
 Ethylene temperature  
 Propylene Oxide capacity  
 Propylene Oxide temperature  
 Ammonia capacity  
 Ammonia temperature

<b>CT 2</b>		
	4013,306	m3
	3933,040	m3
	2366,9	Tonnes
	-0,5	Deg. C
	2293,0	Tonnes
	-45	Deg. C
	2557,7	Tonnes
	-4,5	Deg. C
	2395,6	Tonnes
	-48	Deg. C
	3811,1	Tonnes
	-13,8	Deg. C
	2234,0	Tonnes
	-103,8	Deg. C
	2499,0	Tonnes
	20	Deg. C
	2648,9	Tonnes
	-33,8	Deg. C

**Tank number / location**

Capacity m3 (100%)  
 Capacity 98%  
 N-Butane capacity 98%  
 N-Butane temperature  
 C-Propane capacity 98%  
 C-Propane temperature  
 Butadiene capacity  
 Butadiene temperature  
 Propylene capacity  
 Propylene temperature  
 Vinyl Chloride Monomer capacity  
 Vinyl Chloride Monomer temperature  
 Ethylene capacity  
 Ethylene temperature  
 Propylene Oxide capacity  
 Propylene Oxide temperature  
 Ammonia capacity  
 Ammonia temperature

<b>CT 3</b>		
	4013,774	m3
	3933,499	m3
	2367,2	Tonnes
	-0,5	Deg. C
	2293,2	Tonnes
	-45	Deg. C
	2558,0	Tonnes
	-4,5	Deg. C
	2395,9	Tonnes
	-48	Deg. C
	3811,6	Tonnes
	-13,8	Deg. C
	2234,2	Tonnes
	-103,8	Deg. C
	2499,0	Tonnes
	20	Deg. C
	2649,2	Tonnes
	-33,8	Deg. C

**Tank number / location**

Capacity m3 (100%)  
Capacity 98%  
Butane capacity  
Butane temperature  
Propane capacity  
Propane temperature  
Butadiene capacity  
Butadiene temperature  
Propylene capacity  
Propylene temperature  
Vinyl Chloride Monomer capacity  
Vinyl Chloride Monomer temperature  
Ethylene capacity  
Ethylene temperature  
Propylene Oxide capacity  
Propylene Oxide temperature  
Ammonia capacity  
Ammonia temperature

N/A	
	m3
	m3
	Tonnes
	Deg. C
	Tonnes
	Deg. C
	Tonnes
	Deg. C
	Tonnes
	Deg. C
	Tonnes
	Deg. C
	Tonnes
	Deg. C
	Tonnes
	Deg. C
	Tonnes
	Deg. C
	Tonnes
	Deg. C

**Tank number / location**

Capacity m3 (100%)  
Capacity 98%  
Butane capacity  
Butane temperature  
Propane capacity  
Propane temperature  
Butadiene capacity  
Butadiene temperature  
Propylene capacity  
Propylene temperature  
Vinyl Chloride Monomer capacity  
Vinyl Chloride Monomer temperature  
Ethylene capacity  
Ethylene temperature  
Propylene Oxide capacity  
Propylene Oxide temperature  
Ammonia capacity  
Ammonia temperature

N/A	
	m3
	m3
	Tonnes
	Deg. C
	Tonnes
	Deg. C
	Tonnes
	Deg. C
	Tonnes
	Deg. C
	Tonnes
	Deg. C
	Tonnes
	Deg. C
	Tonnes
	Deg. C
	Tonnes
	Deg. C

**Tank number / location**

Capacity m3 (100%)  
Capacity 98%  
Butane capacity  
Butane temperature  
Propane capacity  
Propane temperature  
Butadiene capacity  
Butadiene temperature  
Propylene capacity  
Propylene temperature  
Vinyl Chloride Monomer capacity  
Vinyl Chloride Monomer temperature  
Ethylene capacity  
Ethylene temperature  
Propylene Oxide capacity  
Propylene Oxide temperature  
Ammonia capacity  
Ammonia temperature

N/A	
	m3
	m3
	Tonnes
	Deg. C
	Tonnes
	Deg. C
	Tonnes
	Deg. C
	Tonnes
	Deg. C
	Tonnes
	Deg. C
	Tonnes
	Deg. C
	Tonnes
	Deg. C
	Tonnes
	Deg. C



**Tank number / location**

Capacity m3 (100%)  
Capacity 98%  
Butane capacity  
Butane temperature  
Propane capacity  
Propane temperature  
Butadiene capacity  
Butadiene temperature  
Propylene capacity  
Propylene temperature  
Vinyl Chloride Monomer capacity  
Vinyl Chloride Monomer temperature  
Ethylene capacity  
Ethylene temperature  
Propylene Oxide capacity  
Propylene Oxide temperature  
Ammonia capacity  
Ammonia temperature

N/A	
	m3
	m3
	Tonnes
	Deg. C
	Tonnes
	Deg. C
	Tonnes
	Deg. C
	Tonnes
	Deg. C
	Tonnes
	Deg. C
	Tonnes
	Deg. C
	Tonnes
	Deg. C
	Tonnes
	Deg. C

**Tank number / location**

Capacity m3 (100%)  
Capacity 98%  
Butane capacity  
Butane temperature  
Propane capacity  
Propane temperature  
Butadiene capacity  
Butadiene temperature  
Propylene capacity  
Propylene temperature  
Vinyl Chloride Monomer capacity  
Vinyl Chloride Monomer temperature  
Ethylene capacity  
Ethylene temperature  
Propylene Oxide capacity  
Propylene Oxide temperature  
Ammonia capacity  
Ammonia temperature

N/A	
	m3
	m3
	Tonnes
	Deg. C
	Tonnes
	Deg. C
	Tonnes
	Deg. C
	Tonnes
	Deg. C
	Tonnes
	Deg. C
	Tonnes
	Deg. C
	Tonnes
	Deg. C

Total Capacity of all cargo tanks (100%)  
Total Capacity of all cargo tanks (98%)  
Total Capacity of N-Butane  
Total Capacity of C-Propane  
Total Capacity of Butadiene  
Total Capacity of Propylene  
Total Capacity of Vinyl Chloride Monomer  
Total Capacity of Ethylene  
Total Capacity of Propylene Oxide  
Total Capacity of Ammonia

12042,032	m3
11801,192	m3
7102	Tonnes
6880	Tonnes
7674	Tonnes
7188	Tonnes
11435	Tonnes
6703	Tonnes
7497	Tonnes
7948	Tonnes

**B16 DECK TANK CAPACITIES**

Are Deck pressure tank(s) fitted?  
Material of tank(s)  
Maximum allowable relief valve setting

No	
N/A	
N/A	Bar gauge

**Deck tank number 1 - capacity (100%)**

Capacity 98%  
 Propane Capacity  
 Butane Capacity  
 Propylene capacity  
 Ethylene capacity  
 Ammonia Capacity

N/A	m3
	m3
	Tonnes
	Tonnes
	Tonnes
	Tonnes

**Deck tank number 2 - capacity (100%)**

Capacity 98%  
 Propane Capacity  
 Butane Capacity  
 Propylene capacity  
 Ethylene capacity  
 Ammonia Capacity

N/A	m3
	m3
	Tonnes
	Tonnes
	Tonnes
	Tonnes
	Tonnes

**B4 LOADING RATES****4.1 From Refrigerated Storage (Fully Refrigerated at Vessel's Manifold)**

N-Butane - with vapour return  
 N-Butane - without vapour return  
 C-Propane - with vapour return  
 C-Propane - without vapour return  
 Butadiene - with vapour return  
 Butadiene - without vapour return  
 Propylene - with vapour return  
 Propylene - without vapour return  
 Ethylene - with vapour return  
 Ethylene - without vapour return \*\*)  
 Ammonia - with vapour return  
 Ammonia - without vapour return  
 Vinyl Chloride Monomer - with vapour return  
 Vinyl Chloride Monomer - without vapour return  
 Propylene Oxide - with vapour return  
 Propylene Oxide - without vapour return

722	Tonnes/hour
722	Tonnes/hour
700	Tonnes/hour
700	Tonnes/hour
780	Tonnes/hour
780	Tonnes/hour
731	Tonnes/hour
731	Tonnes/hour
682	Tonnes/hour
682	Tonnes/hour
808	Tonnes/hour
808	Tonnes/hour
1163	Tonnes/hour
1163	Tonnes/hour
1000	Tonnes/hour
N/A	Tonnes/hour

**4.8 From Pressure Storage**

**N-Butane** 0 deg C - with vapour return  
 0 deg C - without vapour return  
 10 deg C - with vapour return  
 10 deg C - without vapour return  
 20 deg C - with vapour return  
 20 deg C - without vapour return

724	Tonnes/hour
724	Tonnes/hour
710	Tonnes/hour
710	Tonnes/hour
696	Tonnes/hour
696	Tonnes/hour

**C-Propane minus 30 deg C - with vapour return**

Minus 30 deg C - without vapour return  
 Minus 20 deg C - with vapour return  
 Minus 20 deg C - without vapour return  
 Minus 10 deg C - with vapour return  
 Minus 10 deg C - without vapour return  
 0 deg C - with vapour return  
 0 deg C - without vapour return  
 10 deg C - with vapour return by compressors  
 10 deg C - without vapour return  
 20 deg C - with vapour return by compressors  
 20 deg C - without vapour return

682	Tonnes/hour
682	Tonnes/hour
666	Tonnes/hour
666	Tonnes/hour
652	Tonnes/hour
652	Tonnes/hour
636	Tonnes/hour
636	Tonnes/hour
623	Tonnes/hour
276	Tonnes/hour
375	Tonnes/hour
108	Tonnes/hour

<b>Butadiene 0 deg C - with vapour return</b>	766	Tonnes/Hr.
0 deg C - without vapour return	766	Tonnes/Hr.
10 deg C - with vapour return	751	Tonnes/Hr.
10 deg C - without vapour return	751	Tonnes/Hr.
20 deg C - with vapour return	737	Tonnes/Hr.
20 deg C - without vapour return	737	Tonnes/Hr.

<b>Propylene minus 30 deg C - with vapour return</b>	703	Tonnes/Hr.
Minus 30 deg C - without vapour return	703	Tonnes/Hr.
Minus 20 deg C - with vapour return	689	Tonnes/Hr.
Minus 20 deg C - without vapour return	689	Tonnes/Hr.
Minus 10 deg C - with vapour return	672	Tonnes/Hr.
Minus 10 deg C - without vapour return	672	Tonnes/Hr.
0 deg C - with vapour return	655	Tonnes/Hr.
0 deg C - without vapour return	655	Tonnes/Hr.
10 deg C - with vapour return by compressors	638	Tonnes/Hr.
10 deg C - without vapour return	185	Tonnes/Hr.
20 deg C - with vapour return by compressors	390	Tonnes/Hr.
20 deg C - without vapour return	94	Tonnes/Hr.

<b>Ethylene minus 100 deg C - with vapour return</b>	684	Tonnes/Hr.
Minus 100 deg C - without vapour return **)	684	Tonnes/Hr.
Minus 95 deg C - with vapour return	674	Tonnes/Hr.
Minus 95 deg C - without vapour return **)	674	Tonnes/Hr.
Minus 90 deg C - with vapour return	666	Tonnes/Hr.
Minus 90 deg C - without vapour return **)	666	Tonnes/Hr.
Minus 85 deg C - with vapour return	658	Tonnes/Hr.
Minus 85 deg C - without vapour return **)	658	Tonnes/Hr.

<b>Butadiene 0 deg C - with vapour return</b>	766	Tonnes/Hr.
0 deg C - without vapour return	766	Tonnes/Hr.
10 deg C - with vapour return	751	Tonnes/Hr.
10 deg C - without vapour return	751	Tonnes/Hr.
20 deg C - with vapour return	737	Tonnes/Hr.
20 deg C - without vapour return	737	Tonnes/Hr.

<b>VCM minus 10 deg C - with vapour return</b>	1153	Tonnes/Hr.
Minus 10 deg C - without vapour return	1153	Tonnes/Hr.
0 deg C - with vapour return	1134	Tonnes/Hr.
0 deg C - without vapour return	1134	Tonnes/Hr.
10 deg C - with vapour return	1114	Tonnes/Hr.
10 deg C - without vapour return	1114	Tonnes/Hr.
20 deg C - with vapour return	1093	Tonnes/Hr.
20 deg C - without vapour return	1093	Tonnes/Hr.

4.14

**Special remarks:**

*) Based on +20 degC air/SW temperature
**) Tanks gassed up and cooled down

**B5 DISCHARGING - GENERAL**

**Cargo Pumps**

5.1	Type of Pumps	Hamworthy Svanehoj DW 200/200-3-K+I	
5.2	Number of pumps per tank	1	
5.3	Rate per Pump	400	m3/hr
5.4	At Delivery Head mlc	120	mlc
5.5	Maximum density	972	Kg/m3

**Booster Pump**

5.6	Type of Booster Pumps	Hamworthy Svanehoj NMB 150c	
5.7	Number of pumps	2	
5.8	Rate per Pump	400	m3/hr
5.9	At Delivery Head mlc	120	mlc
5.10	Maximum density	650	kg/m3

**Copies of pumping curves for cargo and booster pumps are enclosed?**

YES

**B6 DISCHARGE PERFORMANCE**

Full Cargo Discharge Times per tank (using 2 cargo pumps and 1 booster pump)

10 Hours

**Fully Refrigerated**

- Manifold Back Press 1 kP/cm2, with vapour return
- Manifold Back Press 1 kP/cm2, without vapour return
- Manifold Back Press 5 bar g - Ammonia - DW pump
- Manifold Back Press 5 bar g - C-Propane - DW pump
- Manifold Back Press 10 kP/cm2, with vapour return
- Manifold Back Press 10 kP/cm2, without vapour return

10	Hours
10	Hours
10	Hours
10	Hours
10	Hours
10	Hours

**Pressurised**

- Manifold Back Press 1 kP/cm2, with vapour return
- Manifold Back Press 1 kP/cm2, without vapour return
- Manifold Back Press 5 bar g - Ammonia 0.9 bar g - DW pump
- Manifold Back Press 5 kg/cm2, without vapour return
- Manifold Back Press 10 bar g - C-Propane 4.8 bar g - DW pump
- Manifold Back Press 10 bar g - Ammonia 0.9 bar g - DW pump

10	Hours
10	Hours
10	Hours
10	Hours
10	Hours
50	Hours

**B7 UNPUMPABLES**

- 7.1 Tank number / location
- Tank number / location
- Tank number / location
- Tank number / location
- Tank number / location
- Tank number / location
- Tank number / location
- Tank number / location
- Total

1	1,6	m3
2	1,6	m3
3	1,6	m3
		m3
		m3
		m3
		m3
		m3
		m3
	4,8	m3

**B8 VAPORISING UNPUMPABLES**

8.1 Process used  
Time to vaporise liquid unpumpables remaining after full cargo discharge of (1 CT, 1 Compressor running):

Hot Gas

- 8.2 Butane
- 8.3 Propane
- 8.4 Butadiene
- 8.5 Propylene
- 8.6 Ethylene
- 8.7 Ammonia
- 8.8 Vinyl Chloride Monomer
- 8.9 Propylene Oxide

2,5	Hours
1,5	Hours
3	Hours
1,5	Hours
1,5	Hours
6	Hours
3	Hours
N/A	Hours

**B9 RELIQUEFACTION PLANT**

9.1 Plant Design Conditions - air temperature

45 Deg. C



<b>Plant Type</b>		
9.4	Is the plant single stage/direct? (for warm cargoes):	YES
9.5	Is the plant two stage/direct? (for propane, propylene and ammonia):	YES
9.6	Is the plant simple cascade?	YES
9.7	Coolant type	R-404A
<b>Compressors</b>		
9.8	Compressor type	Receiprocating / labyrinth
9.8.1	Compressor makers name	Burckhardt Compression 2K 140-2A
9.9	Number of compressors	3
9.10	Capacity per unit, 1st / 2nd stage (swept volume)	1260 / 510
9.11	Are they Oil Free?	YES

m3/hr

**B11 CARGO TEMPERATURE LOWERING CAPABILITY (AT SEA WITH SEA TEMPERATURE +15C)**

<b>Time taken to lower the temperature of:</b>		
11.1	<b>C-Propane from -5 deg C to - 42 deg C</b>	161
		Hours
11.2	<b>C-Propane from -20 deg C to - 42 deg C</b>	117
		Hours
11.3	<b>C-Propane from -38 deg C to - 42deg C</b>	35
		Hours
11.4	<b>C-Propane from +20 deg C to -0.50 deg C</b>	N/A
		Hours
11.5	<b>C-Propane from 0 deg C to -20 deg C</b>	66
		Hours
11.6	<b>N-Butane from +20 deg C to-0.5 deg C</b>	85
		Hours
11.7	<b>N-Butane from +10 deg C to-0.5 deg C</b>	67
		Hours
11.8	<b>N-Butane from +10 deg C to -5 deg C</b>	N/A
		Hours
11.9	<b>Butadiene</b>	
	From +20 deg C to -5 deg C	98
		Hours
11.10	<b>Propylene</b>	
	From -20 deg C to -47 deg C	130
		Hours
11.11	<b>Ethylene</b>	
	From -99 deg C to -103 deg C	58
		Hours
11.12	<b>Ammonia</b>	
	From -16 deg C to -33 deg C	181
		Hours
11.13	<b>Vinyl Chloride Monomer</b>	
	From -5 deg C to -14 deg C	72
		Hours

**B12 INERT GAS AND NITROGEN**

<b>Main IG Plant</b>		
12.1	Type of system	N/A
12.2	Capacity	
12.3	Type of fuel used	
12.4	Composition of IG - oxygen	
	Composition of IG - CO2	
	Composition of IG - Nox	
	Composition of IG - N2	
12.5	Lowest dewpoint achievable	
12.6	Used for	
<b>Nitrogen plant</b>		
12.7	Type of System	Nitrogen generator, Gazcon 3xMN1000
12.8	Purity N2	95%
12.9	Capacity	1450 M3/Hr
	Purity N2	99,50%
	Capacity	1000 M3/Hr
	Purity N2	99,90%

12.10	Capacity	700 M3/Hr
12.11	Used for	Inerting and Gas freeing

**Nitrogen**

12.12	Liquid storage capacity	138	KG
12.13	Daily boil-off loss	nil	
12.14	Maximum supply pressure	8,1	Bar
12.15	Supply capacity		
12.16	Used for	Nitrogen padding	

**B13 CARGO TANK INERTING/DE-INERTING**

13.1	Time taken to inert from fresh air to under 5% O2 at minus 25 degree C?	17	Hours
13.2	Time taken to inert from cargo vapour to fully inert at minus 25 degrees dewpoint when IG density is <b>less</b> than product?	44	Hours
	Time taken to inert from cargo vapour to fully inert at minus 25 degrees dewpoint when IG density is <b>greater</b> than product?	44	Hours

**B14 GAS FREEING TO FRESH AIR**

14.1	Plant used	Nitrogen Plant	
14.2	Time taken from fully inert condition to fully breathable fresh air?	14	Hours

**B15 CHANGING CARGO GRADES**

Indicate number of hours needed to change grades from the removal of pumpables to tanks fit to load and the estimated quantity of Inert Gas and or Nitrogen consumed during the operation:

	Hours	Air	Nitrogen
From C-Propane to N-Butane	77	37 000 Nm3	46 000 Nm3
From C-Propane to Butadiene	77	37 000 Nm3	46 000 Nm3
From C-Propane to Ethylene	90	37 000 Nm3	46 000 Nm3
From C-Propane to Ammonia	77	37 000 Nm3	46 000 Nm3
From C-Propane to Vinyl Chloride Monomer	77	37 000 Nm3	46 000 Nm3
From C-Propane to Propylene Oxide	60	37 000 Nm3	46 000 Nm3
From N-Butane to C-Propane	77	37 000 Nm3	46 000 Nm3
From N-Butane to Butadiene	77	37 000 Nm3	46 000 Nm3
From N-Butane to Ethylene	90	37 000 Nm3	46 000 Nm3
From N-Butane to Ammonia	77	37 000 Nm3	46 000 Nm3
From N-Butane to Vinyl Chloride Monomer	77	37 000 Nm3	46 000 Nm3
From N-Butane to Propylene Oxide	60	37 000 Nm3	46 000 Nm3
From Butadiene to C-Propane	77	37 000 Nm3	46 000 Nm3
From Butadiene to N-Butane	77	37 000 Nm3	46 000 Nm3
From Butadiene to Ethylene	90	37 000 Nm3	46 000 Nm3
From Butadiene to Ammonia	77	37 000 Nm3	46 000 Nm3
From Butadiene to Vinyl Chloride Monomer	77	37 000 Nm3	46 000 Nm3
From Butadiene to Propylene Oxide	60	37 000 Nm3	46 000 Nm3
From Ethylene to C-Propane	90	37 000 Nm3	46 000 Nm3
From Ethylene to N-Butane	90	37 000 Nm3	46 000 Nm3
From Ethylene to Butadiene	90	37 000 Nm3	46 000 Nm3
From Ethylene to Ammonia	60	37 000 Nm3	46 000 Nm3
From Ethylene to Vinyl Chloride Monomer	90	37 000 Nm3	46 000 Nm3
From Ethylene to Propylene Oxide	60	37 000 Nm3	46 000 Nm3
From Ammonia to C-Propane	77	37 000 Nm3	46 000 Nm3
From Ammonia to N-Butane	77	37 000 Nm3	46 000 Nm3
From Ammonia to Butadiene	77	37 000 Nm3	46 000 Nm3
From Ammonia to Ethylene	90	37 000 Nm3	46 000 Nm3
From Ammonia to Vinyl Chloride Monomer	77	37 000 Nm3	46 000 Nm3
From Ammonia to Propylene Oxide	60	37 000 Nm3	46 000 Nm3

From Vinyl Chloride Monomer to C-Propane  
 From Vinyl Chloride Monomer to N-Butane  
 From Vinyl Chloride Monomer to Butadiene  
 From Vinyl Chloride Monomer to Ammonia  
 From Vinyl Chloride Monomer to Ethylene  
 From Propylene Oxide to Propylene Oxide  
 From Propylene Oxide to C-Propane  
 From Propylene Oxide to N-Butane  
 From Propylene Oxide to Butadiene  
 From Propylene Oxide to Ethylene  
 From Propylene Oxide to Vinyl Chloride Monomer  
 From Propylene Oxide to Ammonia

77	37 000 Nm3	46 000 Nm3
77	37 000 Nm3	46 000 Nm3
77	37 000 Nm3	46 000 Nm3
77	37 000 Nm3	46 000 Nm3
90	37 000 Nm3	46 000 Nm3
60	37 000 Nm3	46 000 Nm3
60	37 000 Nm3	46 000 Nm3
60	37 000 Nm3	46 000 Nm3
60	37 000 Nm3	46 000 Nm3
60	37 000 Nm3	46 000 Nm3
60	37 000 Nm3	46 000 Nm3
60	37 000 Nm3	46 000 Nm3

Cargo Grade Change Operations that cannot be carried out at sea:

All operation can be carried out at sea but have to load small parcel for gassing up/ cooling down purpose.

### B17 PRE-LOADING COOLDOWN

The following questions ask the Time and Quantity of coolant required to cooldown cargo tanks from ambient temperature to fully gassed up state sufficient to allow loading to commence.

17.1	<b>Propane</b> - Quantity of Coolant Required	65	Tons
	<b>Propane</b> - Time required to cooldown cargo tanks from ambient temperature with vapour return line	8	Hours
	<b>Propane</b> - Time required to cooldown cargo tanks from ambient temperature without vapour return line	16	Hours
17.2	<b>Butane</b> - Quantity of Coolant Required	70	Tons
	<b>Butane</b> - Time required to cooldown cargo tanks from ambient temperature with vapour return line	4	Hours
	<b>Butane</b> - Time required to cooldown cargo tanks from ambient temperature without vapour return line	6	Hours
17.3	<b>Butadiene</b> - Quantity of Coolant Required	70	Tons
	<b>Butadiene</b> - Time required to cooldown cargo tanks from ambient temperature with vapour return line	5	Hours
	<b>Butadiene</b> - Time required to cooldown cargo tanks from ambient temperature without vapour return line	7	Hours
17.4	<b>Propylene</b> - Quantity of Coolant Required	65	Tons
	<b>Propylene</b> - Time required to cooldown cargo tanks from ambient temperature without vapour return line	8	Hours
	<b>Propylene</b> - Time required to cooldown cargo tanks from ambient temperature with vapour return line	16	Hours
17.5	<b>Ethylene</b> - Quantity of Coolant Required	65	Tons
	<b>Ethylene</b> - Time required to cooldown cargo tanks from ambient temperature with vapour return line	12	Hours
	<b>Ethylene</b> - Time required to cooldown cargo tanks from ambient temperature without vapour return line	24	Hours
17.6	<b>Ammonia</b> - Quantity of Coolant Required	80	Tons
	<b>Ammonia</b> - Time required to cooldown cargo tanks from ambient temperature with vapour return line	8	Hours
	<b>Ammonia</b> - Time required to cooldown cargo tanks from ambient temperature without vapour return line	16	Hours



17.7	<b>VCM - Quantity of Coolant Required</b>	100
	<b>VCM - Time required to cooldown cargo tanks from ambient temperature without vapour return line</b>	6
	<b>VCM - Time required to cooldown cargo tanks from ambient temperature with vapour return line</b>	9

**B18 LPG VAPORISER**

18.1	Type of Vaporiser	U-tubes, welded in tube plate	
18.2	Number of Vaporisers fitted	1	
18.3	Capacity per unit - C-Propane	2500	m3/h
18.4	Liquid Supply Rate	8	m3/h
18.5	Delivery Temperature	-42	degC
18.6	Capacity per unit - Ammonia	2500	m3/h
18.7	Liquid Supply Rate	3	m3/h
18.8	Delivery Temperature	-33	degC
18.9	Capacity per unit - Nitrogen	NA	m3/h
18.10	Liquid Supply Rate	NA	m3/h
18.11	Delivery Temperature	NA	degC

**B19 BLOWER**

19.1	Type of Blower	
19.2	Rated Capacity	
19.3	Delivery Pressure	

**B20 CARGO RE-HEATER**

20.1	Type of Re-Heater	U-tubes, welded in tube plate	
20.2	Number Fitted	1	
20.3	Heating Medium	Seawater	
20.4	Discharge rates with seawater at 15 degC to raise product temperature of Propane from -42 degC to 0 degC	500	m3/h
20.5	Discharge rates with seawater at 15 deC to raise product temperature of Ammonia from -33 degC to 0 degC	280	m3/h

**B21 HYDRATE CONTROL**

21.1	Type of Depressant?	Ethanol	
21.1.1	Freezing point temperature?	-114	
21.2	Quantity of Depressant Carried?	200	Ltr.
21.3	Means of injection?	Portable pump	
	Name any other system used	Hot gas	

**B22 CARGO MEASUREMENT**

**Level Gauges**

22.1	Are level gauges local or remote?	Both	
22.2	Name of manufacture	Henri Systems Holland	
22.3	Type	FTLG 807 SUS	
22.4	Rated Accuracy	+/- 3 mm	
22.5	Certifying Authority	N/A	

**Temperature Gauges**

22.6	Name of manufacture	Teck Skoteslv	
22.7	Type	Type TXC	
22.8	Rated Accuracy	±1% xF.S.	
22.9	Certifying Authority	N/A	

<b>Pressure Gauges</b>		
22.10	Name of manufacture	Teck Skoteslv
22.11	Type	Type IM
22.12	Rated Accuracy	±1% x F.S.
22.13	Certifying Authority	N/A

<b>Oxygen Analyser</b>		
22.14	Name of manufacture	Riken Keiki
22.15	Type	GX-8000E
22.15.1	What is the lowest level measurable?	0%

<b>Fixed Gas Analyser</b>		
22.16	Name of manufacture	Omicron
22.17	Type	OGS 3.11

<b>Cargo Tank Calibrations</b>		
22.18	Are Cargo tank calibration tables available?	Yes
22.19	Name of Measuring Company	SGS South Korea
22.20	Name of Certifying Authority	
22.21	Calibration calculated to cm?	NO
22.21.1	Calibration calculated to 1/2 cm?	YES
22.22	Tables established to cm?	NO
22.22.1	Tables established to mm?	YES
22.22.2	Tables established to "other" (state what other)	N/A
22.23	Are trim and list corrections available?	YES
22.24	Are temperature corrections available?	YES
22.25	Are float gauge tape corrections available?	YES

**B23 CARGO SAMPLING**

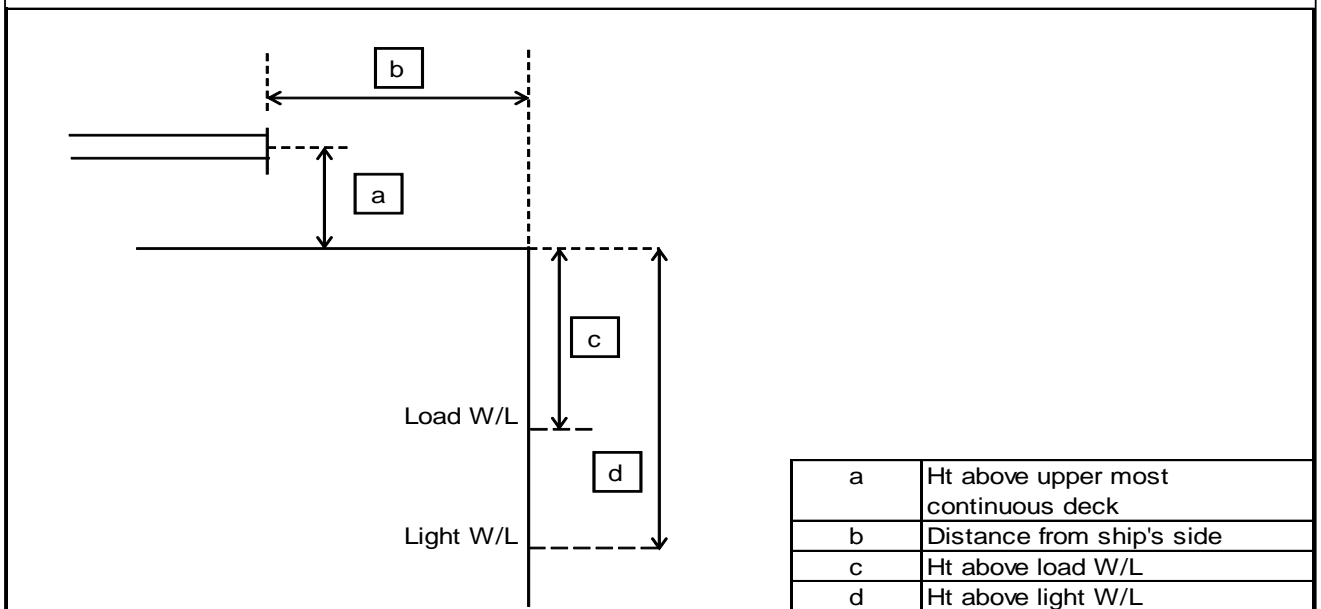
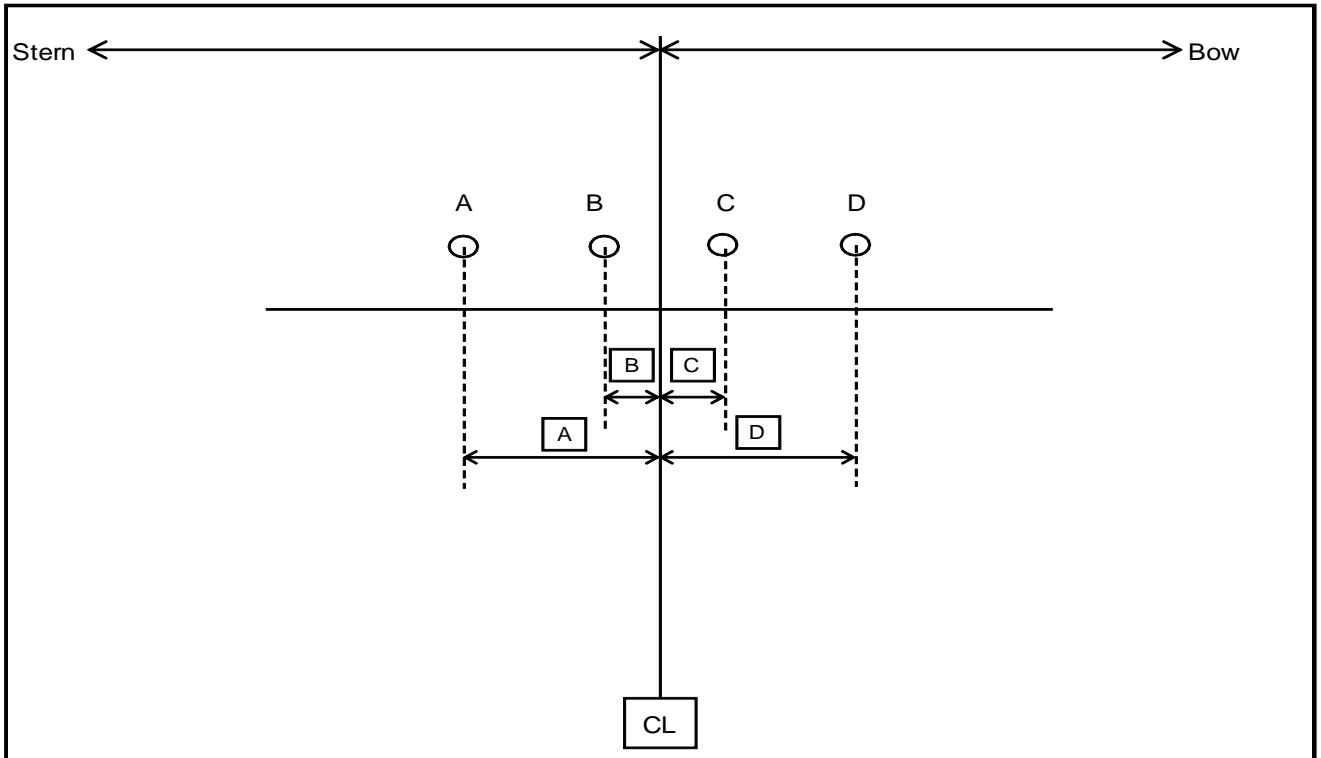
23.1	May cargo samples be obtained from the levels; top, middle and bottom in all cargo tanks?	Yes
------	---	-----

If no, - the arrangement for sampling is limited to:


23.2	Can samples be drawn from tank vapour outlet?	NO
	Can samples be drawn from manifold liquid line?	NO
	Can samples be drawn from manifold vapour line?	NO
	Can samples be drawn from pump discharge line?	YES
23.3	State sample connection type	NPT 1/2" FEMALE CONNECTOR
	Size of sample connection	1/2"

B24 CARGO MANIFOLD

Manifold arrangement diagram



Center of manifold to bow  
 Center of manifold to stern  
**Liquid line L1 ( D )**  
 Distance from bow  
 Distance from stern  
 Distance from manifold centerline ( D )  
 Size and rating  
 Type  
 Height above uppermost continuous deck  
 Distance from ship's side

74,00	M
68,50	M

71,63	M
70,87	M
2,37	M
8" / ANSI 300	
Flat	
2,74	M
2,51	M

Height above load waterline	5,31	M
Height above light waterline	11,08	M
<b>Vapour line V1 ( C )</b>		
Distance from bow	73,17	M
Distance from stern	69,34	M
Distance from manifold centerline ( C )	0,84	M
Size and rating	6" / ANSI 300	
Type	Flat	
Height above uppermost continuous deck	2,74	M
Distance from ship's side	2,51	M
Height above load waterline	5,31	M
Height above light waterline	11,08	M
<b>Vapour line V2 ( B )</b>		
Distance from bow	74,84	M
Distance from stern	67,66	M
Distance from manifold centerline ( B )	0,84	M
Size and rating	6" / ANSI 300	
Type	Flat	
Height above uppermost continuous deck	2,74	M
Distance from ship's side	2,51	M
Height above load waterline	5,31	M
Height above light waterline	11,08	M
<b>Liquid line L2 ( A )</b>		
Distance from bow	76,37	M
Distance from stern	66,13	M
Distance from manifold centerline ( A )	2,37	M
Size and rating	10" / ANSI 300	
Type	Flat	
Height above uppermost continuous deck	2,74	M
Distance from ship's side	2,51	M
Height above load waterline	5,31	M
Height above light waterline	11,08	M
<b>Liquid line L3</b>		
Distance from bow	N/A	
Distance from stern		
Distance from manifold centerline		
Size and rating		
Type		
Height above uppermost continuous deck		
Distance from ship's side		
Height above load waterline		
Height above light waterline		
<b>Vapour line V3</b>		
Distance from bow	N/A	
Distance from stern		
Distance from manifold centerline		
Size and rating		
Type		
Height above uppermost continuous deck		
Distance from ship's side		
Height above load waterline		
Height above light waterline		
<b>Vapour line V4</b>		
Distance from bow	N/A	
Distance from stern		
Distance from manifold centerline		
Size and rating		
Type		
Height above uppermost continuous deck		
Distance from ship's side		
Height above load waterline		
Height above light waterline		

**Liquid line L4**

- Distance from bow
- Distance from stern
- Distance from manifold centerline
- Size and rating
- Type
- Height above uppermost continuous deck
- Distance from ship's side
- Height above load waterline
- Height above light waterline

N/A

**Nitrogen manifold**

- Distance from bow
- Distance from stern
- Distance from manifold centerline
- Size
- Height above uppermost continuous deck
- Distance from ship's side

N/A

**Manifold Arrangement Located on Top of Compressor**

- Distance from rail of compressor room/platform to presentation flanges
- Distance from deck of compressor room/platform/try to centre of manifold

N/A
N/A

**B25 CARGO MANIFOLD REDUCERS**

- 25.1 Number of ANSI Class 300 reducers carried onboard
- Flange rating of ANSI Class 300 reducer
- Size of ANSI Class 300 reducer
- Length of ANSI Class 300 reducer
- 25.2 Number of ANSI Class 300 to Class 150 reducers carried onboard
- Flange rating of ANSI Class 300 to Class 150 reducer
- Size of ANSI Class 300 to Class 150 reducer
- Length of ANSI Class 300 to Class 150 reducer
- 25.3 Number of ANSI Class 150 reducers carried onboard
- Flange rating of Class 150 reducer
- Size of ANSI Class 150 reducer
- Length of ANSI Class 150 reducer

15	
ANSI B16.5 WN RF	
10" down to 3"	
500	MM
15	
ANSI B16.5 WN RF	
10" down to 3"	
500	MM
N/A	

**B26 CONNECTIONS TO SHORE FOR ESD AND COMMUNICATIONS SYSTEMS**

26.1	Is ESD connection to shore available?		Yes	
	If yes, is the system pneumatic?		No	
	If yes, is the system electrical?		Yes	
	If yes, is the system fiber optic?		No	
26.2	What is the type of connection used?		For MTL SIG04 cable	
26.3	Are ESD hoses or cables available on board?		El. ESD Pendant	
	If yes, length of pneumatic		-	
	If yes, length of electrical		30.00	M
	If yes, length of fiber optic		-	
26.4	Is there a connection available for a telephone line?		No	
26.5	Are ESD connections available on both sides of vessel?		Yes	
	Are ESD Fusible plugs fitted at tank domes?		Yes	
	Are ESD Fusible plugs fitted at manifolds?		Yes	
	Is the link compatible with the SIGTTO guidelines?		Yes	
	Type of manifold valve	Westad	Butterfly	
	Closing time in seconds		Within 30 s	
	Is closing time adjustable?		Yes	
	Is Independent high level shut down system fitted(overflow control)?		Yes	
	If yes, does the independent high level shutdown system also switch off running cargo pumps?		Yes	
	Shut down level %		99	

**B27 MANIFOLD DERRICK/CRANE**

27.1	Is manifold derrick provided		N/A	
27.2	Is manifold crane provided		YES	
27.3	Is lifting equipment same for port and starboard?		YES	
	If no, then stipulate details		Midship Crane	
27.4	State SWL at maximum outreach		5	MT
27.4.1	Maximum outreach of lifting equipment		16.00	M

**B28 STORES DERRICK/CRANE**

28.1	State location		Aft, midships	
	SWL		2	MT

**B29 SISTER VESSEL(S)**

29.1	Name of vessel	JS Greenstar
		JS Greensky
		JS Greensun
		JS Greensea
		JS Greenstone
		JS Greensail